

Access the latest digital marketing and sales campaigns from Microsoft

Are you ready to **reach more prospects**, convert them into customers faster, and watch your **business grow**?



To help its partners succeed and grow, Microsoft regularly creates great marketing and sales content. All this content is available to Microsoft Partner Network (MPN) members at no cost.

To make this content easy for partners to find, customize and use, Microsoft has made it all available through two innovative platforms: **Digital Marketing Content OnDemand** (DMC) from ContentMX and **Qorus**.

Sign up to **DMC** to access comprehensive and fully customizable digital campaigns that include curated to-customer marketing materials and sales resources in a highly prescriptive format. Partners' logos and company names are automatically inserted to customize the content. And you can post to social media accounts and launch email campaigns from directly within the Digital Marketing Content OnDemand platform.

Sign up to **Qorus** to find great content to personalize and help you nurture and convert more of your leads to customers, including content like datasheets, presentations, emails, and more. Locate and create this content in Qorus, customize to your prospect's sales stage, and then track engagement with smart analytics to see what pages your prospect spent time on, and where you may want to do more follow up.


[SIGN UP FOR DMC HERE](#)

[SIGN UP FOR QORUS HERE](#)

**Remember that you'll need your MPN ID to log into both.*

Here's how it works

1



Use your MPN ID* to sign up for DMC [here](#), and Qorus [here](#).


**(If you don't have an MPN ID, get one [here](#).)*

2

Join a **quick webinar** to learn how DMC works.



3



Look out for weekly digests of the latest campaigns from Microsoft. You'll get an email from DMC every Monday.

4

Log in to access suggested tweets, LinkedIn posts, Facebook statuses, mini-blog posts, and emails. These are automatically customized and can be shared directly from DMC.




5



Once you've connected with prospective clients, you need winning sales content to turn them into customers. You can find content in DMC and select 'Open in Qorus'.*

6

Or, you can locate content directly from your browser or Office applications with Qorus. Simply log in and use your Microsoft 365/Office credentials and MPN ID to get started.



(Watch these videos to learn how it works)

7



Use Qorus to locate winning content for each sales stage, customize it, and then track engagement to see which pages were most important to your prospect for a smarter follow up.

8

Close the deal!



**If you are new to Qorus and unable to view the document, make sure you enable the pop up so you can sign in!*

For more information and to schedule a demo please visit: www.qorusdocs.com

© 2020 Qorus Software. All rights reserved. Qorus Software and all Qorus Software products are either trademarks or registered trademarks of Qorus Software. Other product and company names mentioned herein may be the trademarks of their respective owners.